



We are a network of community agencies meeting the needs of families in crisis or at risk for child welfare intervention.

We provide services designed to support, preserve and reunify families and promote/support adoption and permanency for children and families.



Statewide:
 141 programs in 101 agencies served:
 10,035 families with
 17,709 dependents



Our Families and Children

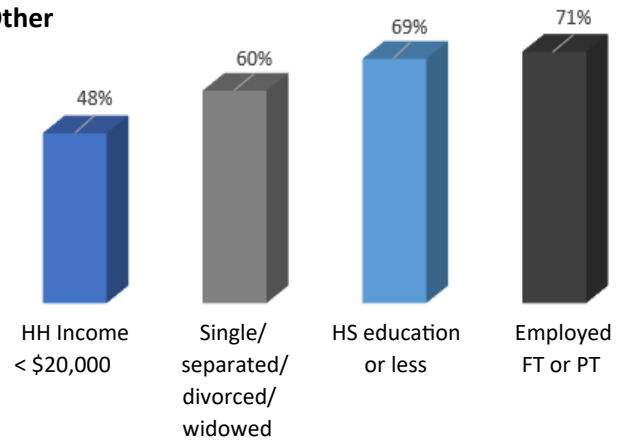
Family Caregiver Characteristics

(6,865 non-foster primary caregivers)

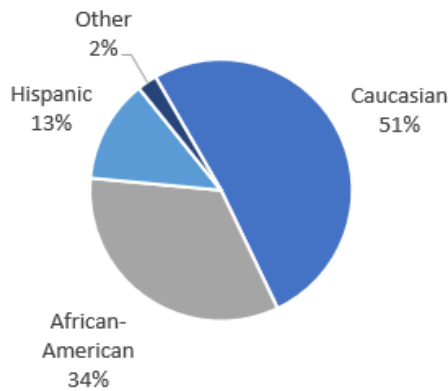
At start of services:

- Nearly 6 in 10 families had no current child welfare involvement
- Just over 4 in 10 families had an open CPS or foster care case

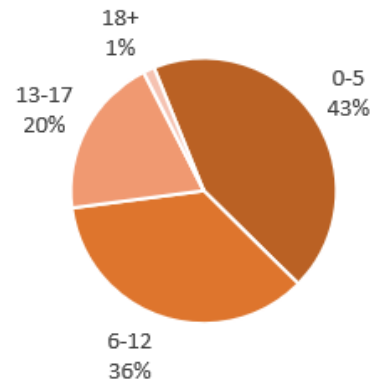
Other



Race/Ethnicity



Child/Dependent Age

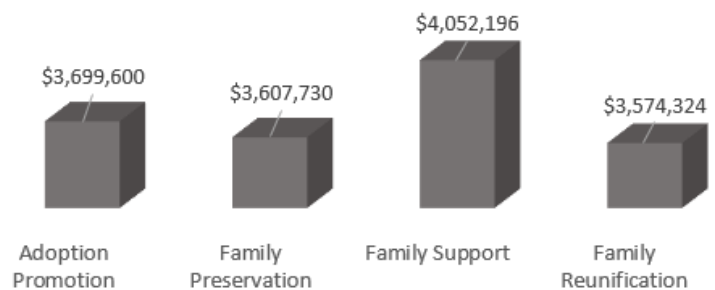


Georgia PSSF Funding 2020

\$11.9M federal grant

\$4.0M local and state match

\$14.9M in community-based services



1 in 3 families referred by DFCS

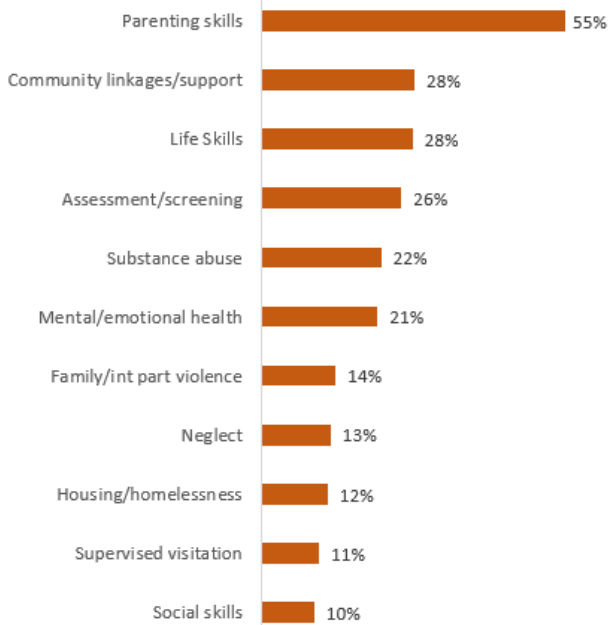


1 in 4 referred by courts

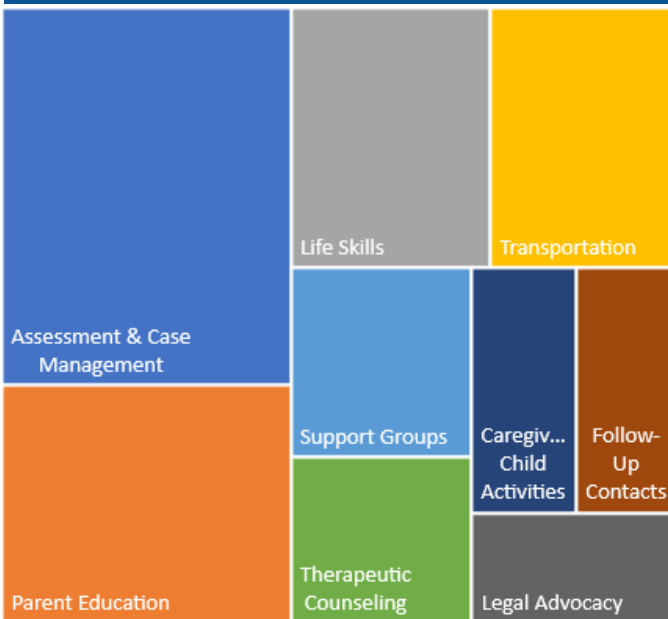


Other referral sources: schools; health care, mental health, law enforcement, and community agencies; other participants; self

Top reasons families come to us



Our top services



Service hours: 363,253

Average length of service: nine months

Results for Families

By the end of services:

- 4 in 5 families were able to meet their children's health and developmental needs
- 3 in 5 families met all or most of their case plan goals

Family Support Services

3,139 families; 2,125 exited services

- In 95% of families, children remained safely in their homes during service provision
- 81% of families had no CPS involvement at the end of service provision

Family Preservation Services

2,914 families; 1,727 exited services

- In 89% of families, children remained safely in their homes, in relative placement, or in foster care during service provision
- 94% of families had no reported incident of violence or substance abuse during service provision

Time-Limited Reunification Services

3,831 families; 1,832 exited services

- In 34% of cases, children achieved permanency through reunification (21%), legal guardianship (7%), or adoption (5%)

Adoption Promotion & Permanency Support Services

151 families/youth; 66 exited services (does not include families served through \$3.3 million in direct state contracts)

- In 83% of 24 adoptive families, children remained safely in their homes during service provision
- 45% of 42 youth receiving transition and emancipation services remained safely in their homes; 12% were in foster care during service provision